

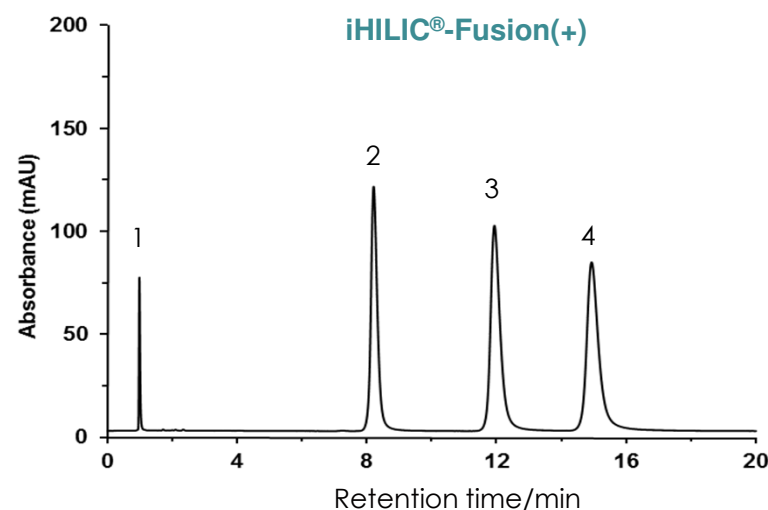
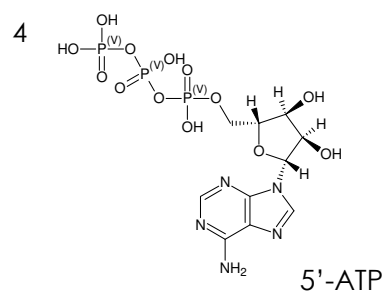
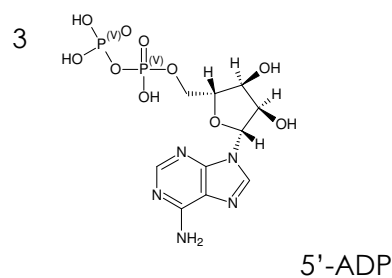
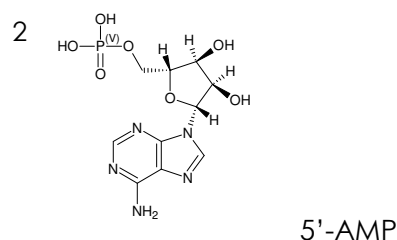
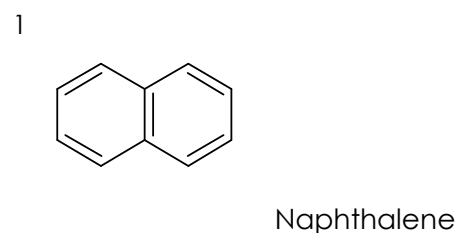
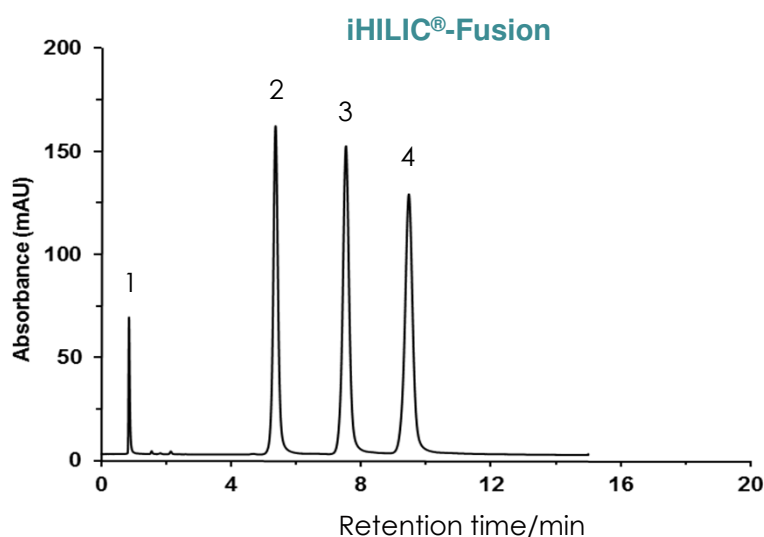
ヌクレオチドの分離 (3)

Nucleotides (3)

iHILIC-Fusion 3.5 μm 100 \AA , 100 \times 2.1 mm i.d.

iHILIC-Fusion(+) 3.5 μm 100 \AA , 100 \times 2.1 mm i.d.

made by HILICON AB



Column: iHILIC-Fusion 3.5 μm 100 \AA , 100 \times 2.1 mm i.d.

iHILIC-Fusion(+) 3.5 μm 100 \AA , 100 \times 2.1 mm i.d.

Mobile phase: A) 100 mM ammonium formate, pH = 5.8 / acetonitrile = 30 / 70

Flow rate: 0.2 mL/min

Column temperature: Ambient

Injection volume: 2 μL

Sample: 1 = Naphthalene, 2 = 5'-AMP, 3 = 5'-ADP, 4 = 5'-ATP