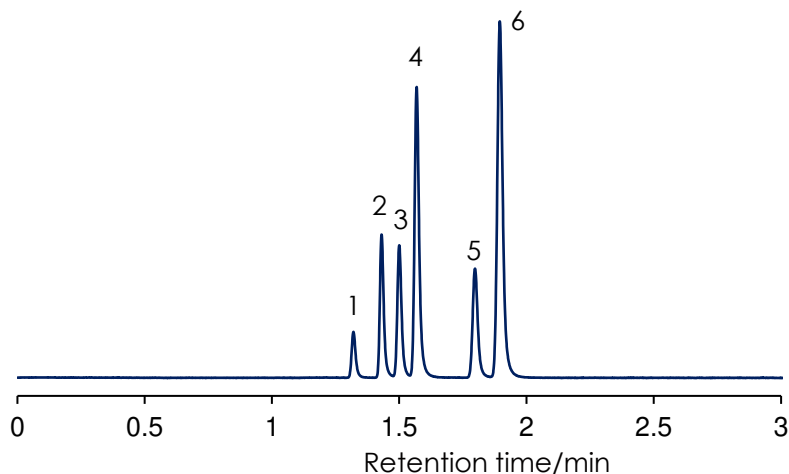


## 核酸塩基の分離 (3)

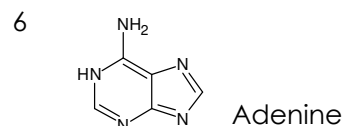
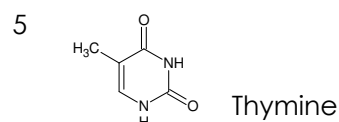
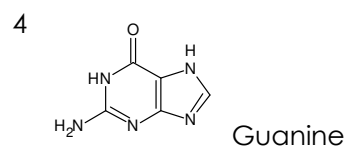
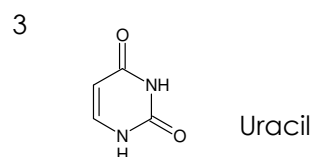
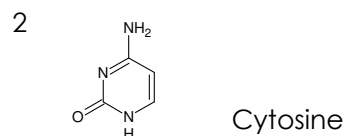
### Nucleic acid bases (3)

SunShell RP-AQUA 2.6  $\mu$ m, 150 x 4.6 mm i.d.

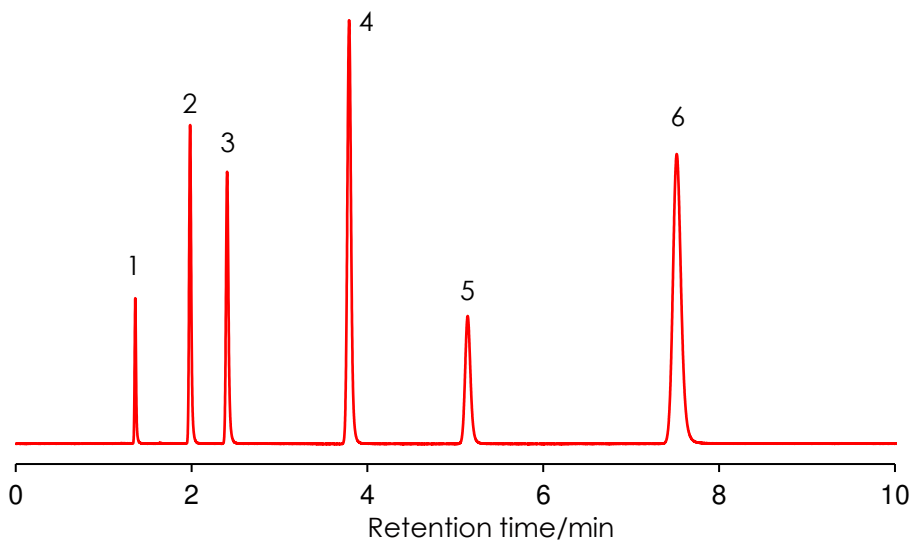
Methanol:10 mM ammonium acetate pH6.8=20:80



1 NaNO<sub>2</sub>



10 mM ammonium acetate pH6.8



Column: SunShell RP-AQUA 2.6  $\mu$ m, 150 x 4.6 mm

Mobile phase:

A) Methanol:10 mM ammonium acetate pH6.8=20:80

B) 10 mM ammonium acetate pH6.8

Flow rate: 1.0 mL / min

Temperature: 40 °C

Detection: UV@250 nm

Sample: 1 = Sodium nitrite, 2 = Cytosine, 3 = Uracil, 4 = Guanine, 5 = Thymine, 6 = Adenine