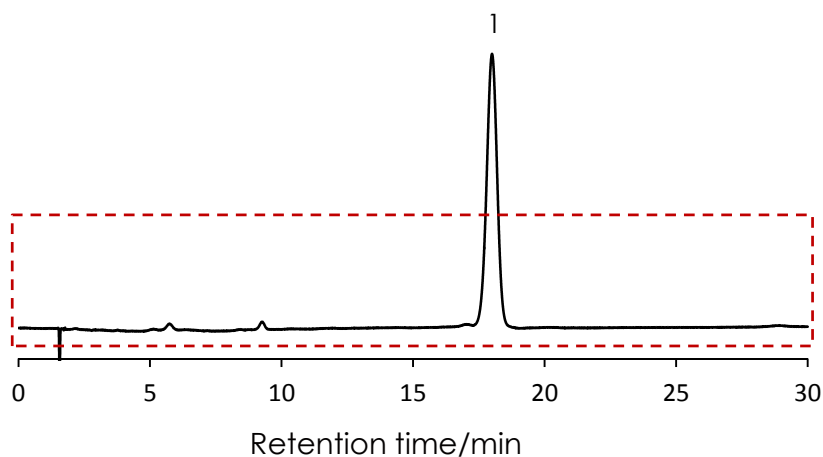


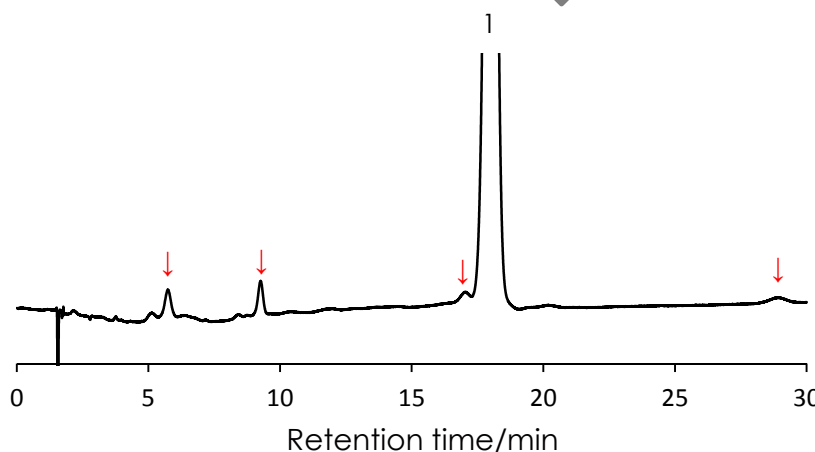
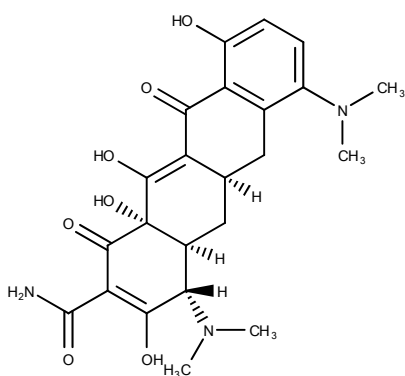
ミノサイクリン中不純物の分離

Minocycline

Sunniest C18 5 μ m, 250 x 4.6 mm i.d.



1. Minocycline



Column: Sunniest C18 5 μ m, 250 x 4.6 mm

Mobile phase: THF:DMF:0.375%(w/v)EDTA:2.83%(w/v)Ammonium Oxalate(pH7.2) = 8:12:18:60

Flow rate: 1.5 mL/min

Temperature: 40 $^{\circ}$ C

Detection: UV@280nm

Sample: 1 = Minocycline

Instrument	
Hitachi Chromaster [®]	
Detector:	5410
Oven:	5310
AutoSampler:	5260
Pump:	5160



Reference : British Pharmacopoeia