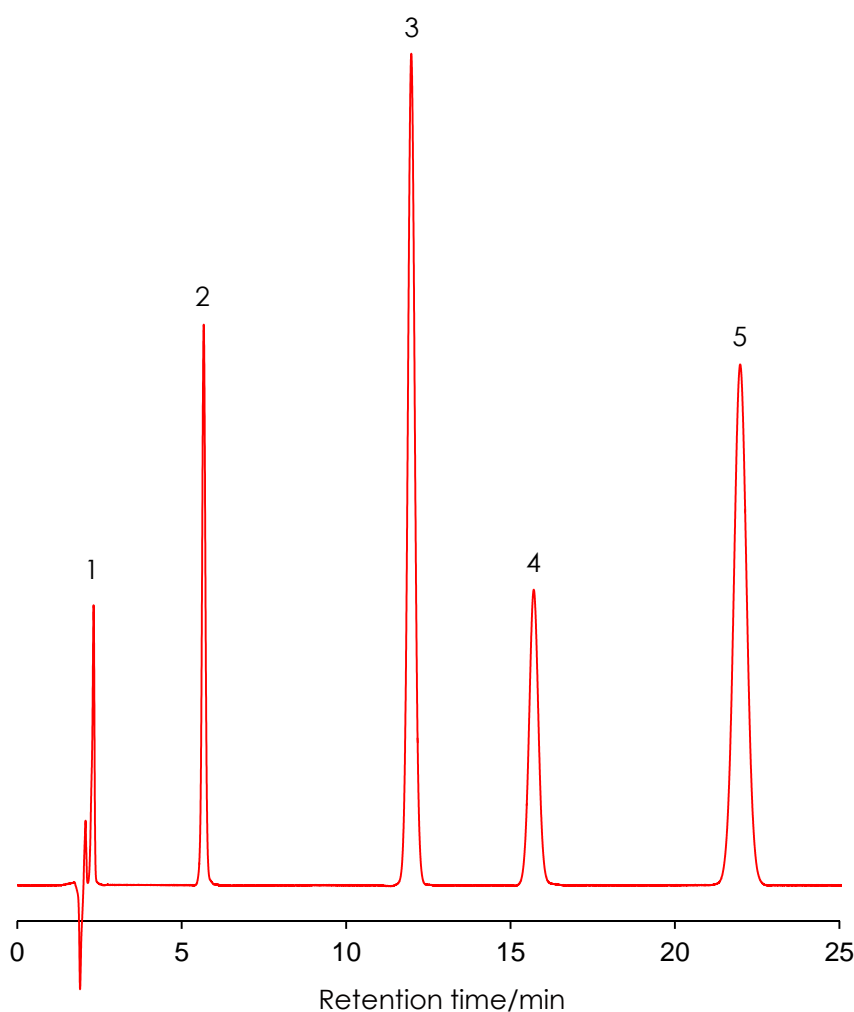


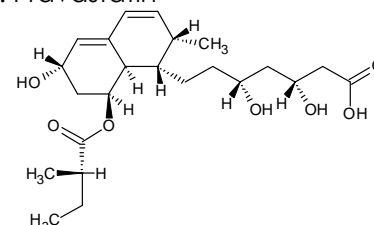
抗高脂血症剤の分離 (2)

Stantins (2)

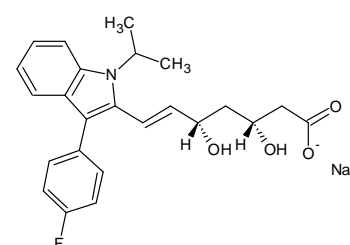
Sunniest C18 5 μ m, 150 x 4.6 mm i.d.



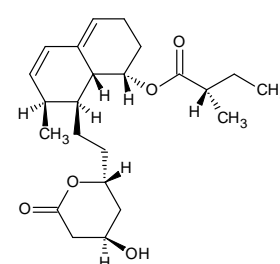
1. Pravastatin



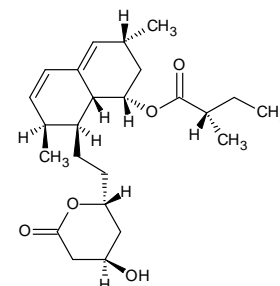
2. Fluvastatin



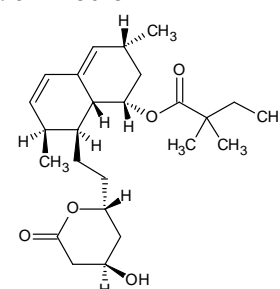
3. Mevastatin



4. Lovastatin



5. Simvastatin



Column: Sunniest C18 5 μ m, 150 x 4.6 mm
Mobile phase: Acetonitrile:0.1 % formic acid = 60:40
Flow rate: 0.8 mL/min
Temperature: 40 $^{\circ}$ C
Detection: UV@240 nm
Sample: 1 = Pravastatin, 2 = Fluvastatin, 3 = Mevastatin,
4 = Lovastatin, 5 = Simvastatin