

副腎皮質ステロイド類の分離 (2)

Corticosteroids (2)

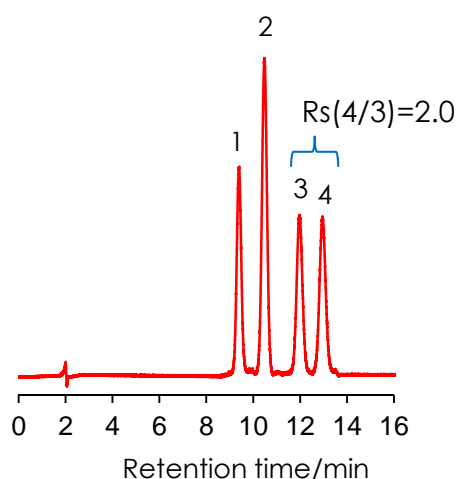
Sunniest C18 5 μm , 150 x 4.6 mm i.d.

SunShell C18 2.6 μm , 150 x 4.6 mm i.d.

SunShell PFP 2.6 μm , 150 x 4.6 mm i.d.

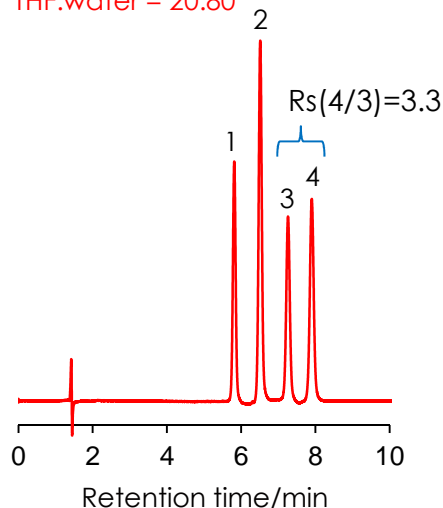
Sunniest C18 5 μm , 150 x 4.6 mm

THF:water = 20:80

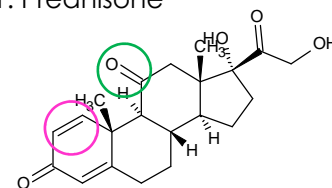


SunShell C18 2.6 μm , 150 x 4.6 mm

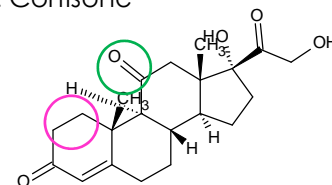
THF:water = 20:80



1. Prednisone

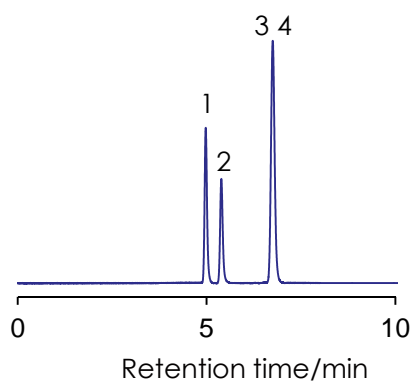


2. Cortisone



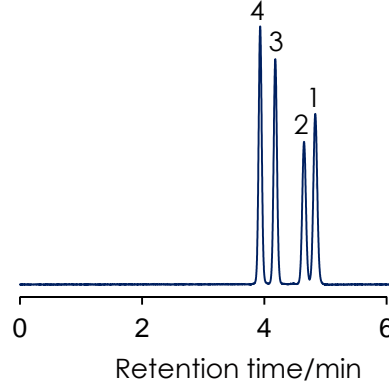
SunShell C18 2.6 μm , 150 x 4.6 mm

Methanol:water = 50:50

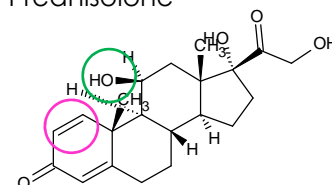


SunShell PFP 2.6 μm , 150 x 4.6 mm

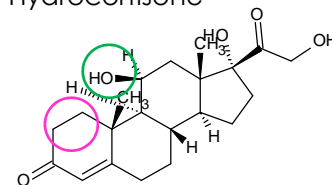
Methanol:water = 50:50



3. Prednisolone



4. Hydrocortisone



Column: Sunniest C18 5 μm , 150 x 4.6 mm

SunShell C18 2.6 μm , 150 x 4.6 mm

SunShell PFP 2.6 μm , 150 x 4.6 mm

Mobile phase:

A) THF:water = 20:80

B) Methanol:water = 50:50

Flow rate: 1.0 mL/min

Temperature: 40 °C

Detection: UV@260nm

Sample: 1 = Prednisone, 2 = Cortisone, 3 = Prednisolone, 4 = Hydrocortisone