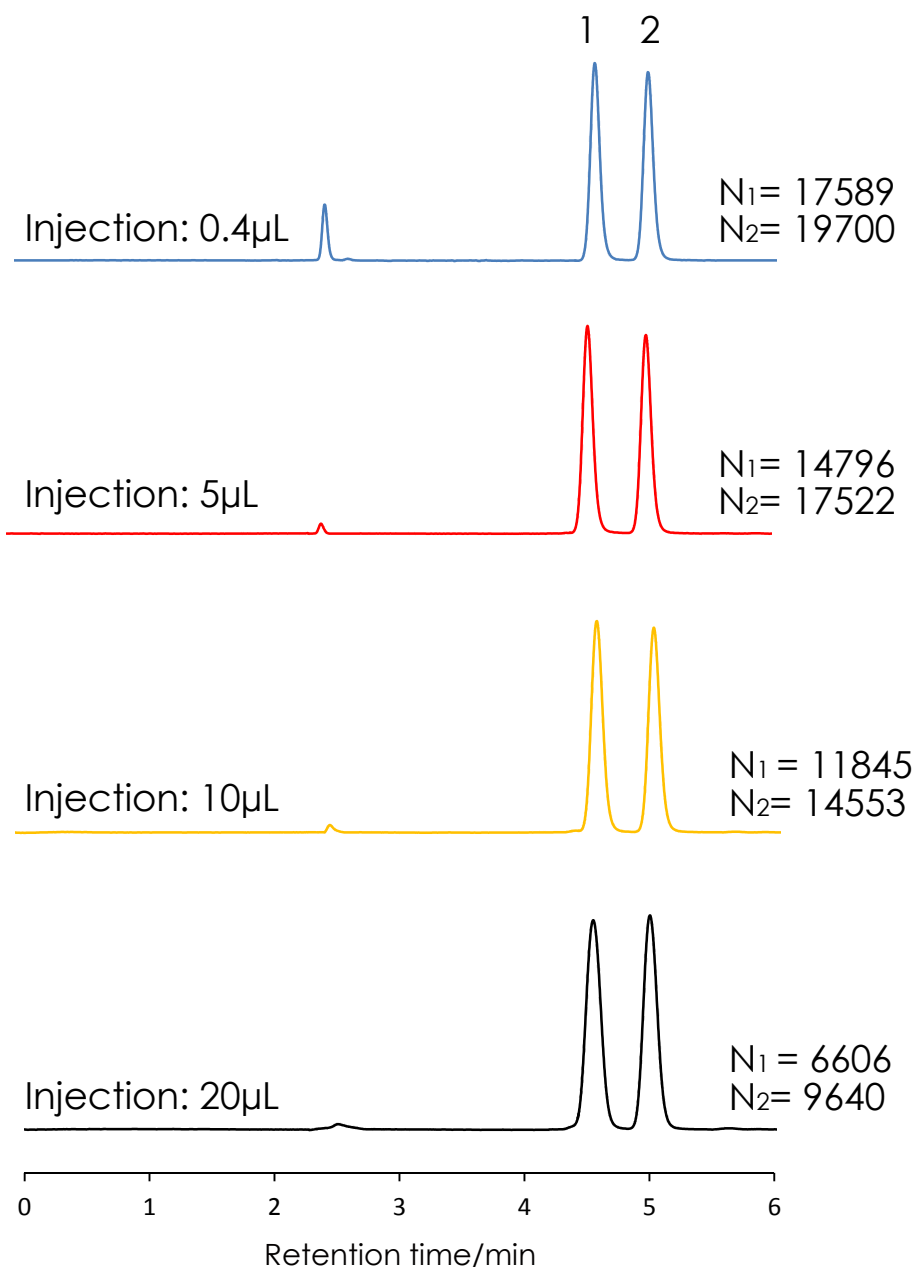


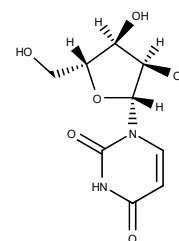
水溶解サンプルの注入量による比較(核酸塩基)

Comparison of injection volume of water-dissolved sample
(nucleobases)

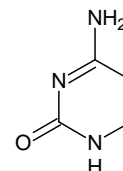
SunArmor NH2 5 μ m, 250 x 4.6 mm i.d.



1. Uridine



2. Cytosine



Sample was dissolved
in water

Column: SunArmor NH2 5 μ m, 250 x 4.6 mm
Mobile phase: Acetonitrile:10 mM ammonium acetate (pH 6.8) = 70:30
Flow rate: 1.0 mL/min
Temperature: 40 $^{\circ}$ C
Detection: UV@250nm
Sample: 1 = Uridine, 2 = Cytosine