

副腎皮質ステロイド類の分離 (1)

Corticosteroids (1)

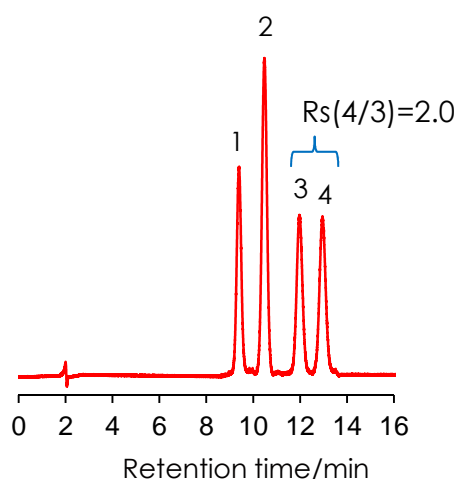
Sunniest C18 5 μ m, 150 x 4.6 mm i.d.

SunShell C18 2.6 μ m, 150 x 4.6 mm i.d.

SunShell C18 2.6 μ m, 250 x 4.6 mm i.d.

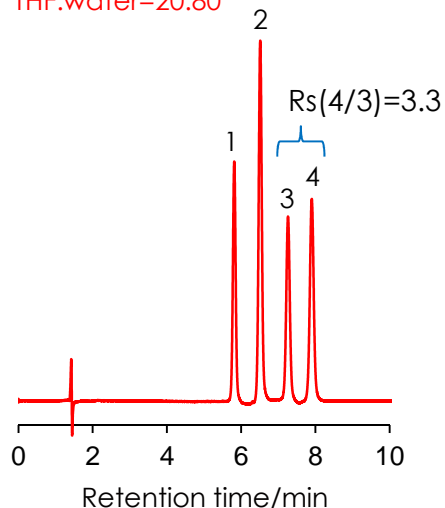
Sunniest C18 5 μ m, 150 x 4.6 mm

THF:water=20:80



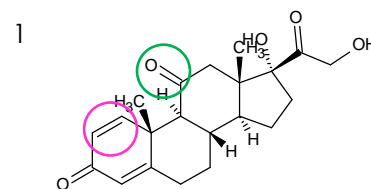
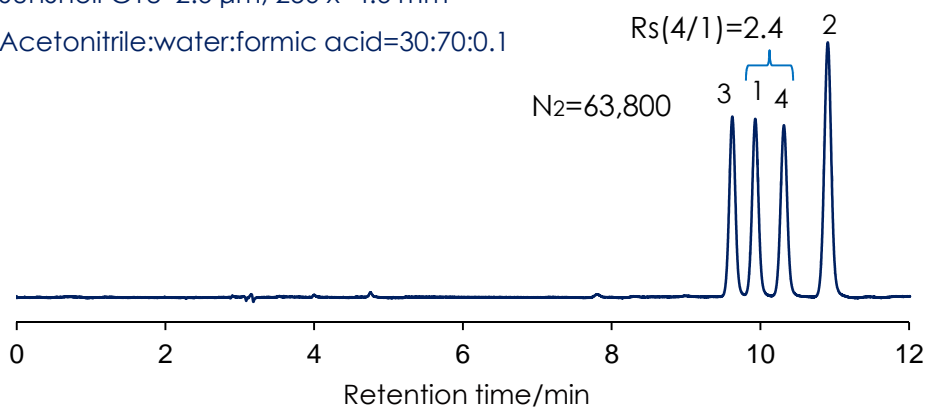
SunShell C18 2.6 μ m, 150 x 4.6 mm

THF:water=20:80

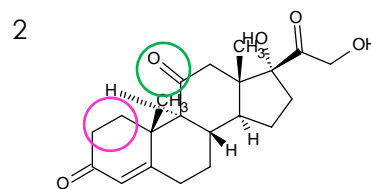


SunShell C18 2.6 μ m, 250 x 4.6 mm

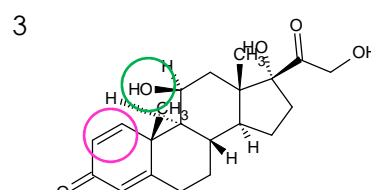
Acetonitrile:water:formic acid=30:70:0.1



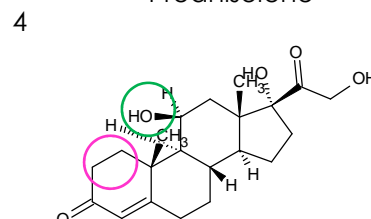
Prednisone



Cortisone



Prednisolone



Hydrocortisone

Column: Sunniest C18 5 μ m, 150 x 4.6 mm

SunShell C18 2.6 μ m, 150 x 4.6 mm

SunShell C18 2.6 μ m, 250 x 4.6 mm

Mobile phase:

A) THF:water=20:80

B) Acetonitrile:water:formic acid=30:70:0.1

Flow rate: 1.0 mL / min for A mobile phase, 0.7 mL/min for B mobile phase

Temperature: 40 °C

Detection: UV@260 nm

Sample: 1 = Prednisone, 2 = Cortisone, 3 = Prednisolone, 4 = Hydrocortisone