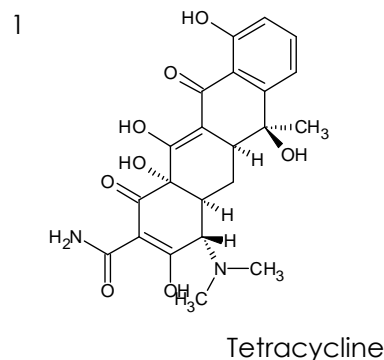
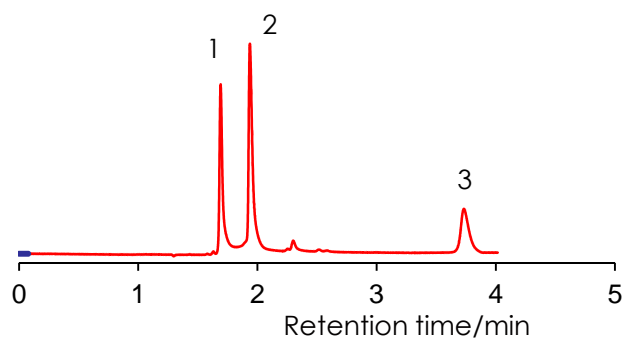


テトラサイクリン類の分離

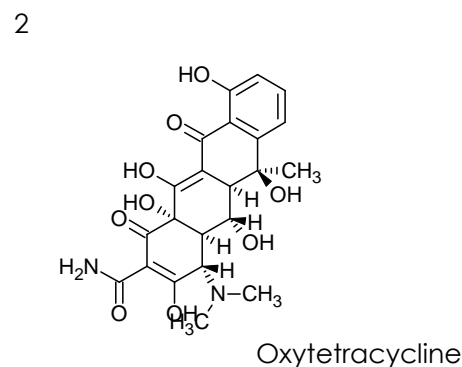
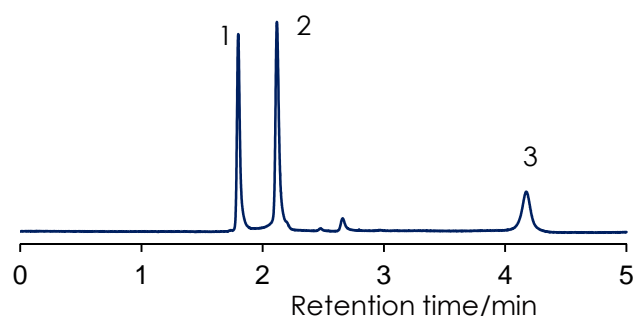
Tetracyclines

SunShell C18 2.6 μ m, 150 x 4.6 mm i.d.

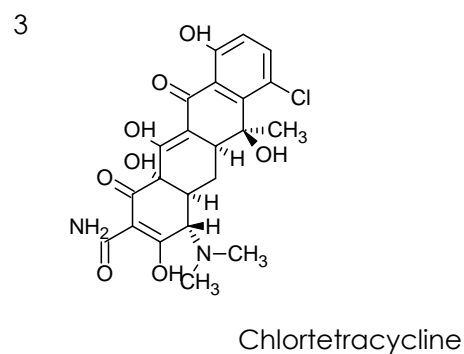
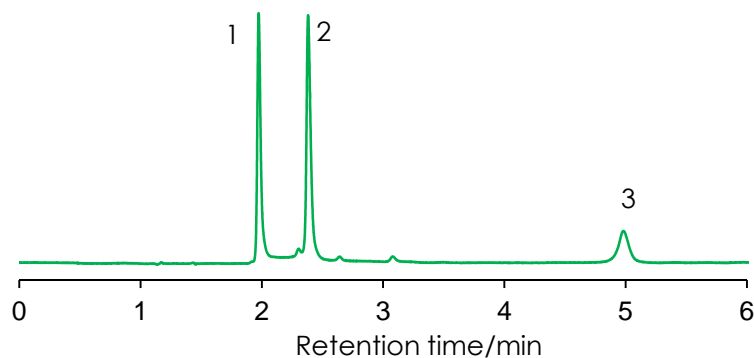
Acetonitrile:0.1% formic acid=20:80



Acetonitrile:0.1% phosphoric acid=20:80



Acetonitrile: 10mM oxalic acid=20:80



Column: SunShell C18 2.6 μ m, 150 x 4.6 mm

Mobile phase:

A) Acetonitrile:0.1% formic acid=20:80

B) Acetonitrile:0.1% phosphoric acid=20:80

C) Acetonitrile: 10mM oxalic acid=20:80

Flow rate: 1.0 mL / min

Temperature: 40 °C

Detection: UV@350 nm

Sample: 1 = Tetracycline, 2 = Oxytetracycline, 3 = Chlortetracycline