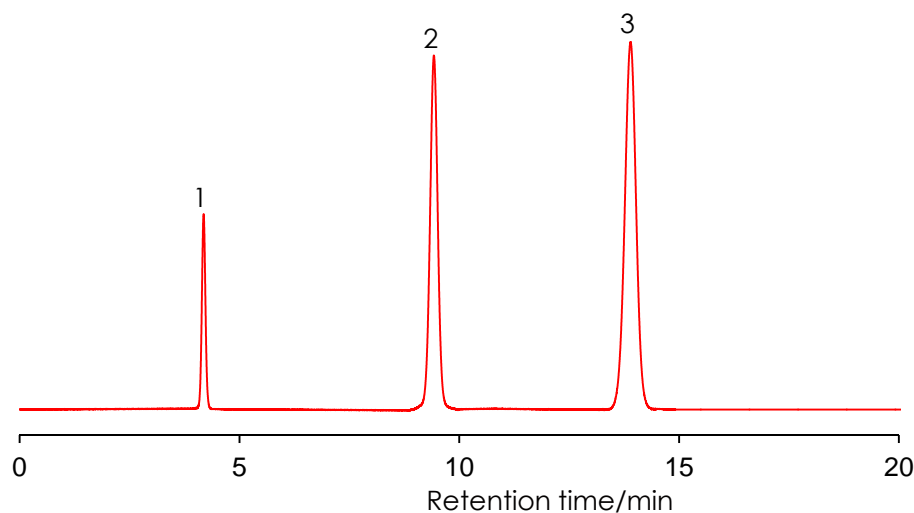


アントラキノン系染料の分離 (2)

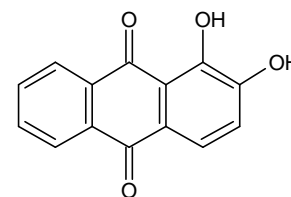
Anthraquinone dye (2)

Sunniest C18 5 μ m, 150 x 4.6 mm i.d.

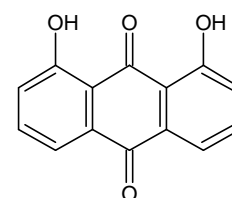
Methanol:20 mM phosphate buffer (pH 2.5) = 75:25



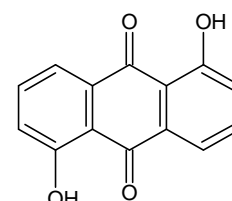
1. Alizalin



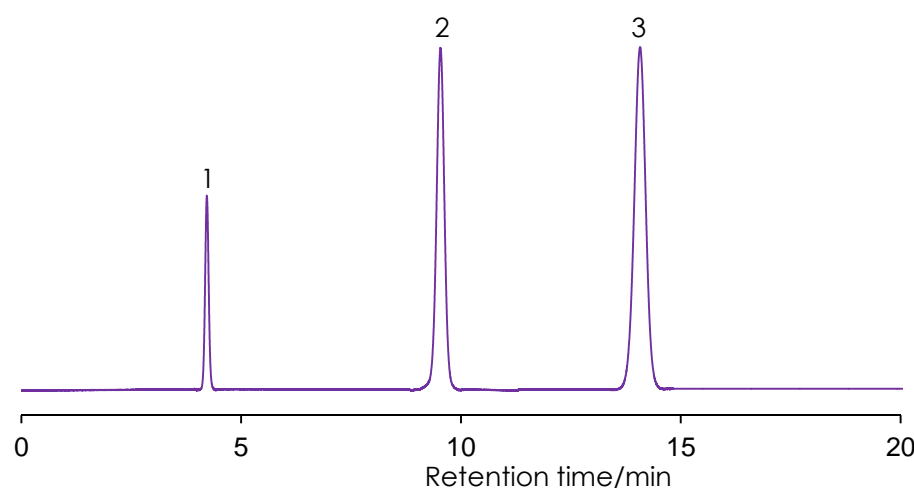
2. Chrysazin



3. Anthrarufin



Methanol:0.1% formic acid = 75:25



Column: Sunniest C18 5 μ m, 150 x 4.6 mm

Mobile phase:

A) Methanol:20 mM phosphate buffer (pH 2.5) = 75:25

B) Methanol:0.1% formic acid = 75:25

Flow rate: 1.0 mL/min

Temperature: 40 $^{\circ}$ C

Detection: UV@250nm

Sample: 1 = Alizalin, 2 = Chrysazin, 3 = Anthrarufin