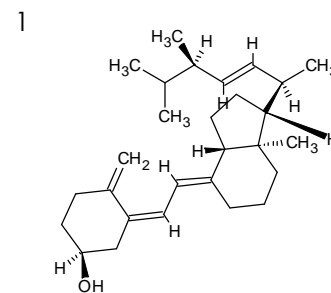
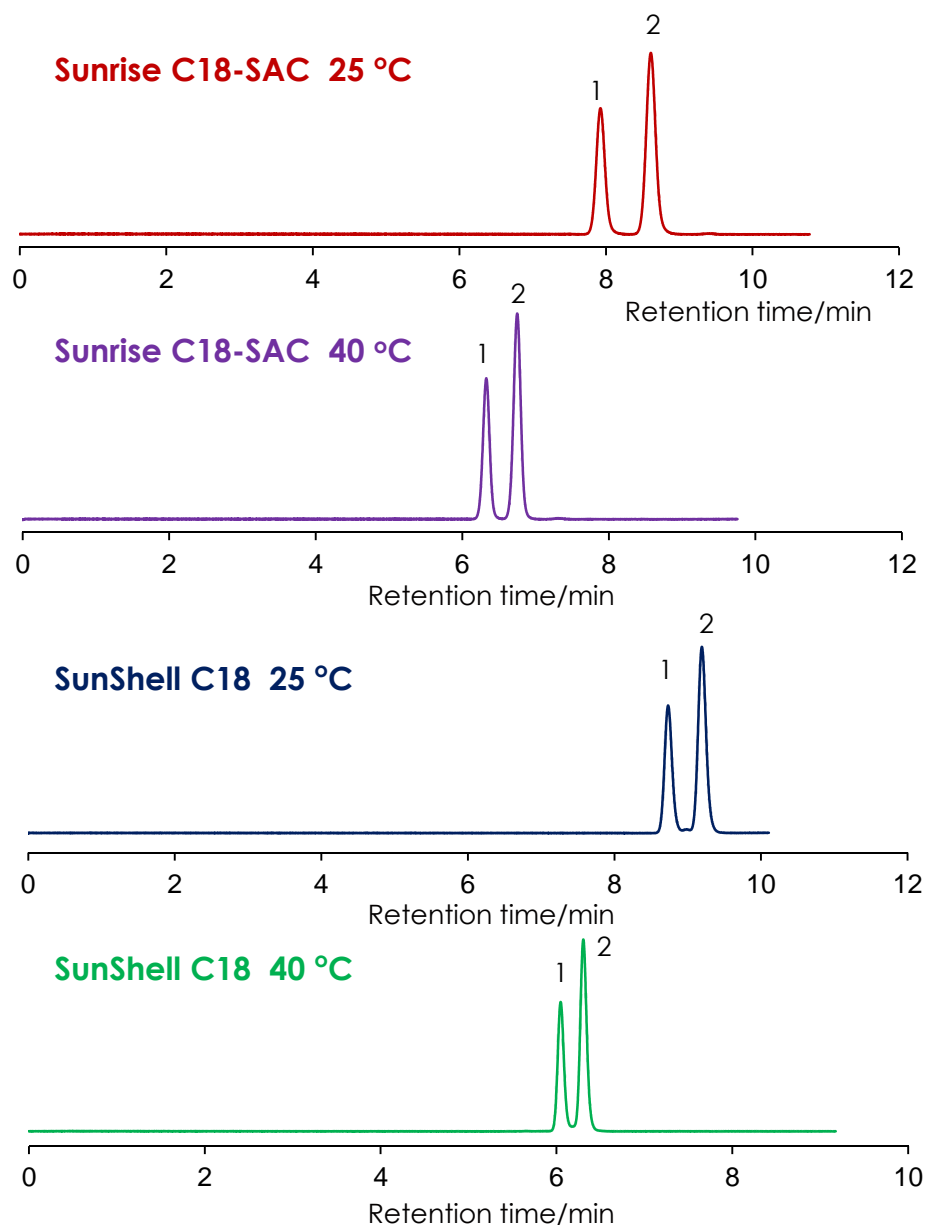


## ビタミンD<sub>2</sub>とD<sub>3</sub>の分離

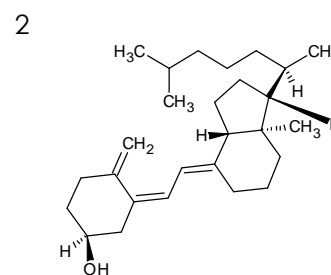
### Vitamin D<sub>2</sub> and D<sub>3</sub>

Sunrise C18-SAC 3 μm, 150 x 4.6 mm i.d.

SunShell C18 2.6 μm, 150 x 4.6 mm i.d.



Vitamin D<sub>2</sub>



Vitamin D<sub>3</sub>

Column: Sunrise C18-SAC 3 μm, 150 x 4.6 mm

SunShell C18 2.6 μm, 150 x 4.6 mm

Mobile phase: Methanol:water=97:3

Flow rate: 1.0 mL / min

Temperature: 25 and 40 °C

Detection: UV@250 nm

Sample: 1 = Vitamin D<sub>2</sub>, 2 = Vitamin D<sub>3</sub>