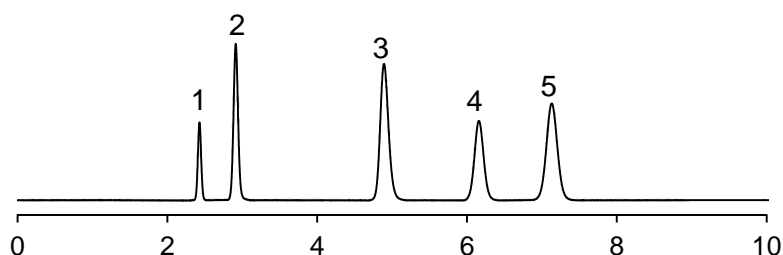


局所麻酔薬の分離 (2)

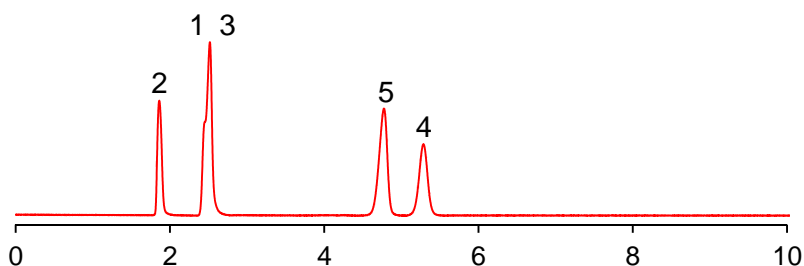
Local anesthetic (2)

Sunniest C18 5 μ m, 150 x 4.6 mm i.d.

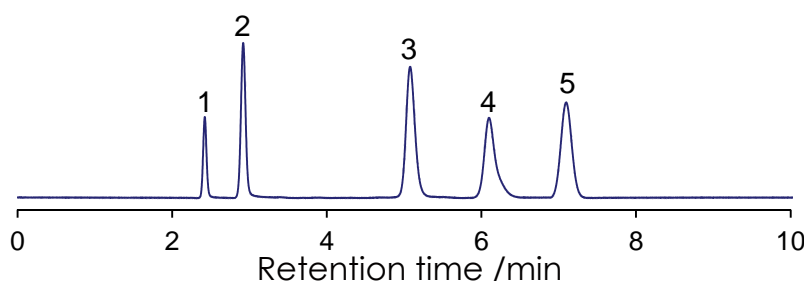
Methanol:20 mM Phosphate buffer (pH 7.0) = 70:30



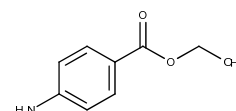
Methanol:20 mM Ammonium acetate buffer (pH 6.8) = 70:30



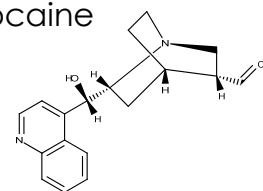
Methanol:20 mM Ammonium bicarbonate buffer (pH 9.5) = 70:30



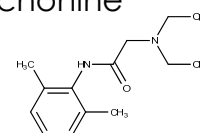
1. Benzocaine



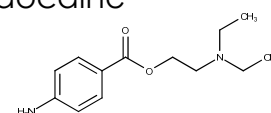
2. Procaine



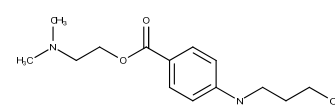
3. Cinchonine



4. Lidocaine



5. Tetracaine



Column :

Sunniest C18 5 μ m, 150 x 4.6 mm i.d.

Mobile phase : Methanol:20 mM Phosphate buffer (pH 7.0) = 70:30

Methanol:20 mM Ammonium acetate buffer (pH 6.8) = 70:30

Methanol:20 mM Ammonium bicarbonate buffer (pH 9.5) = 70:30

Flow rate : 1.0 mL/min

Pressure : 10.4 MPa

Temperature : 40 $^{\circ}$ C

Detection : UV@250nm

Injection volume : 1 μ L

Sample : 1 = Benzocaine,

2 = Procaine,

3 = Cinchonine,

4 = Lidocaine,

5 = Tetracaine

